

TOTALES POR SUBGERENCIA REGIONAL

Ene -Dic 2012

	ESTACION	IFR	VFR	TOTAL
SUBGERENCIA REGIONAL ACAPULCO	ACA ACAPULCO	18,118	10,160	28,278
	OAX OAXACA	13,273	6,909	20,182
	ZIH ZIHUATANEJO	10,873	3,302	14,175
	HUX HUATULCO	5,284	2,213	7,497
	PXM PUERTO ESCONDIDO	2,359	4,071	6,430
				76,562
SUBGERENCIA REGIONAL CENTRO (SEDE EN LA CD DE MEXICO)	MEX MÉXICO	371,361	24,708	396,069
	TLC TOLUCA	65,620	19,017	84,637
	VER VERACRUZ	25,577	17,036	42,613
	QET QUERETARO	16,830	9,183	26,013
	PBC PUEBLA	8,190	17,728	25,918
	TAM TAMPICO	13,732	10,684	24,416
	CVA CUERNAVACA	1,476	16,075	17,551
	PAZ POZA RICA	7,262	9,595	16,857
				634,074
SUBGERENCIA REGIONAL NOROESTE (SEDE EN MONTERREY)	MTY MONTERREY	100,718	4,782	105,500
	ADN AEROPUERTO DEL NO	28,862	24,296	53,158
	REX REYNOSA	20,010	11,231	31,241
	MAM MATAMOROS	10,879	5,277	16,156
	CVM CD. VICTORIA	7,738	6,564	14,302
	NLD NUEVO LAREDO	9,433	4,269	13,702
				234,059
SUBGERENCIA REGIONAL CHIHUAHUA	CUU CHIHUAHUA	20,682	12,291	32,973
	TRC TORREON	12,225	6,989	19,214
	CJS CD. JUAREZ	15,345	3,130	18,475
				70,662
SUBGERENCIA REGIONAL TIJUANA	TIJ TIJUANA	36,463	4,829	41,292
	SJD SAN JOSE DEL CABO	35,728	1,189	36,917
	LAP LA PAZ	11,307	11,675	22,982
	MXL MEXICALI	6,866	6,169	13,035
	CSL CABO SAN LUCAS	3,363	7,887	11,250
	LTO LORETO	1,461	4,645	6,106
	PPE PUERTO PEÑASCO	285	3,967	4,252
				135,834
SUBGERENCIA REGIONAL NOROESTE (SEDE EN MAZATLAN)	CUL CULIACAN	20,868	32,900	53,768
	HMO HERMOSILLO	28,685	15,771	44,456
	MZT MAZATLAN	23,161	7,892	31,053
	LMM LOS MOCHIS	6,326	14,067	20,393
	DGO DURANGO	5,980	13,761	19,741
	CEN CD. OBREGON	5,596	11,855	17,451
	GYM GUAYMAS	1,061	7,286	8,347
				195,209
SUBGERENCIA REGIONAL MERIDA	CME CD. DEL CARMEN	7,240	48,239	55,479
	MID MÉRIDA	23,371	3,871	27,242
	VSA VILLAHERMOSA	18,743	4,651	23,394
	TGX TUXTLA GUTIERREZ	11,655	5,467	17,122
	TAP TAPACHULA	4,645	3,923	8,568
	MTT MINATITLAN	4,063	3,741	7,804
	CPE CAMPECHE	3,817	2,407	6,224
	CZA CHICHENITZA	97	555	652
SUBGERENCIA REGIONAL CANCUN	CUN CANCUN	120,526	7,506	128,032
	CZM COZUMEL	8,013	11,612	19,625
	CTM CHETUMAL	3,992	2,021	6,013
				153,670
SUBGERENCIA REGIONAL OCCIDENTE (SEDE EN GUADALAJARA)	GDL GUADALAJARA	100,224	19,734	119,958
	PVR PUERTO VALLARTA	32,894	6,247	39,141
	BJX BAJIO LEON)	21,236	3,842	25,078
	SLP SAN LUIS POTOSI	16,913	6,399	23,312
	MLM MORELIA	9,942	6,309	16,251
	AGU AGUSCALIENTES	11,632	3,210	14,842
	ZCL ZACATECAS	6,386	4,132	10,518
	ZLO MANZANILLO	6,131	2,461	8,592
	COL COLIMA	3,921	3,877	7,798
	TNY TEPIC	2,831	4,751	7,582
	UPN URUAPAN	1,175	5,541	6,716
	SVL MÉRIDA	61,254	753	62,007

TOTAL

TOTALES POR GERENCIA REGIONAL

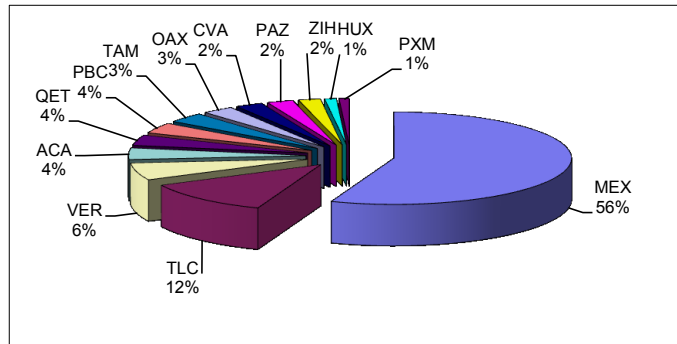
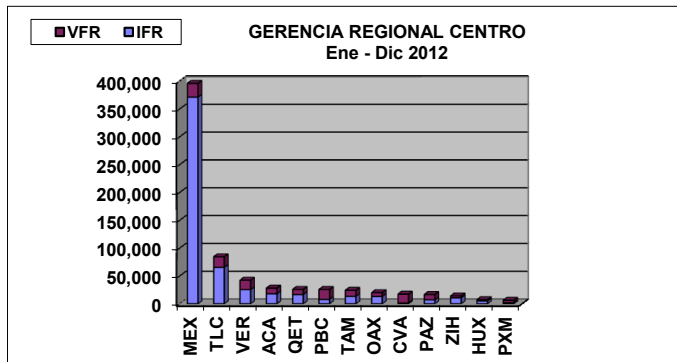
Ene -Dic 2012

	ESTACION	IFR	VFR	TOTAL	
CENTRO	ACA ACAPULCO	18,118	10,160	28,278	
	CVA CUERNAVACA	1,476	16,075	17,551	
	HUX HUATULCO	5,284	2,213	7,497	
	MEX MÉXICO	371,361	24,708	396,069	
	OAX OAXACA	13,273	6,909	20,182	
	PAZ POZA RICA	7,262	9,595	16,857	
	PBC PUEBLA	8,190	17,728	25,918	
	PXM PUERTO ESCONDIDO	2,359	4,071	6,430	
	QET QUERETARO	16,830	9,183	26,013	
	TAM TAMPICO	13,732	10,684	24,416	
	TLC TOLUCA	65,620	19,017	84,637	
	VER VERACRUZ	25,577	17,036	42,613	
	ZIH ZIHUATANEJO	10,873	3,302	14,175	710,636
NORESTE	ADN AEROPUERTO DEL NOTE	28,862	24,296	53,158	
	CJS CD. JUAREZ	15,345	3,130	18,475	
	CUU CHIHUAHUA	20,682	12,291	32,973	
	CVM CD. VICTORIA	7,738	6,564	14,302	
	MAM MATAMOROS	10,879	5,277	16,156	
	MTY MONTERREY	100,718	4,782	105,500	
	NLD NUEVO LAREDO	9,433	4,269	13,702	
	REX REYNOSA	20,010	11,231	31,241	
	TRC TORREON	12,225	6,989	19,214	304,721
	CD. OBREGON	5,596	11,855	17,451	
NOROESTE	CSL CABO SAN LUCAS	3,363	7,887	11,250	
	CUL CULIACAN	20,868	32,900	53,768	
	DGO DURANGO	5,980	13,761	19,741	
	GYM GUAYMAS	1,061	7,286	8,347	
	HMO HERMOSILLO	28,685	15,771	44,456	
	LAP LA PAZ	11,307	11,675	22,982	
	LTO LORETO	1,461	4,645	6,106	
	LMM LOS MOCHIS	6,326	14,067	20,393	
	MZT MAZATLAN	23,161	7,892	31,053	
	MXL MEXICALI	6,866	6,169	13,035	
	PPE PUERTO PEÑASCO	285	3,967	4,252	
	SJD SAN JOSE DEL CABO	35,728	1,189	36,917	
	TIJ TIJUANA	36,463	4,829	41,292	311,302
SURESTE	CME CD. DEL CARMEN	7,240	48,239	55,479	
	CPE CAMPECHE	3,817	2,407	6,224	
	CTM CHETUMAL	3,992	2,021	6,013	
	CUN CANCUN	120,526	7,506	128,032	
	CZA CHICHENITZA	97	555	652	
	CZM COZUMEL	8,013	11,612	19,625	
	MID MÉRIDA	23,371	3,871	27,242	
	MTT MINATITLAN	4,063	3,741	7,804	
	TAP TAPACHULA	4,645	3,923	8,568	
	TGZ TUXTLA GUTIERREZ	11,655	5,467	17,122	
VSA VILLAHERMOSA	18,743	4,651	23,394	319,896	
OCCIDENTE	AGU AGUSCALIENTES	11,632	3,210	14,842	
	BJX BAJIO LEON)	21,236	3,842	25,078	
	COL COLIMA	3,921	3,877	7,798	
	GDL GUADALAJARA	100,224	19,734	119,958	
	MLM MORELIA	9,942	6,309	16,251	
	PVR PUERTO VALLARTA	32,894	6,247	39,141	
	SLP SAN LUIS POTOSI	16,913	6,399	23,312	
	TNY TEPIC	2,831	4,751	7,582	
	UPN URUAPAN	1,175	5,541	6,716	
	ZCL ZACATECAS	6,386	4,132	10,518	
ZLO MANZANILLO	6,131	2,461	8,592	279,788	
SVL MID	61,254	753	62,007	62,007	
TOTAL				1,988,350	

GERENCIA REGIONAL CENTRO

Ene -Dic 2012

ESTACION		IFR	VFR	TOTAL
CENTRO	MEX MEXICO	371,361	24,708	396,069
	TLC TOLUCA	65,620	19,017	84,637
	VER VERACRUZ	25,577	17,036	42,613
	ACA ACAPULCO	18,118	10,160	28,278
	QET QUERETARO	16,830	9,183	26,013
	PBC PUEBLA	8,190	17,728	25,918
	TAM TAMPICO	13,732	10,684	24,416
	OAX OAXACA	13,273	6,909	20,182
	CVA CUERNAVACA	1,476	16,075	17,551
	PAZ POZA RICA	7,262	9,595	16,857
	ZIH ZIHUATANEJO	10,873	3,302	14,175
	HUX HUATULCO	5,284	2,213	7,497
	PXM PUERTO ESCONDIDO	2,359	4,071	6,430
				710,636



Abreviaturas

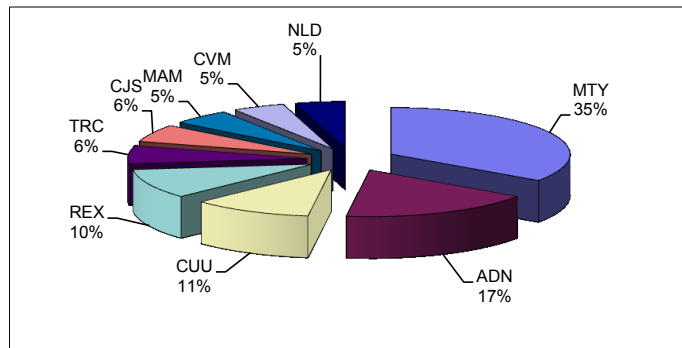
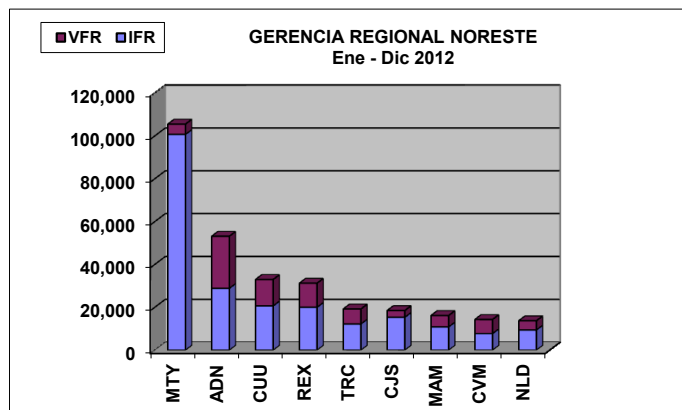
IFR
VFR
SVL

Reglas de Vuelo por Instrumento
Reglas de Vuelo Visual
Sobrevuelos Internacionales Centro de Control Mérida

GERENCIA REGIONAL NORESTE

Ene -Dic 2012

ESTACION		IFR	VFR	TOTAL
NORESTE	MTY MONTERREY	100,718	4,782	105,500
	ADN AEROPUERTO DEL NO	28,862	24,296	53,158
	CUU CHIHUAHUA	20,682	12,291	32,973
	REX REYNOSA	20,010	11,231	31,241
	TRC TORREON	12,225	6,989	19,214
	CJS CD. JUAREZ	15,345	3,130	18,475
	MAM MATAMOROS	10,879	5,277	16,156
	CVM CD. VICTORIA	7,738	6,564	14,302
	NLD NUEVO LAREDO	9,433	4,269	13,702
				304,721



Abreviaturas

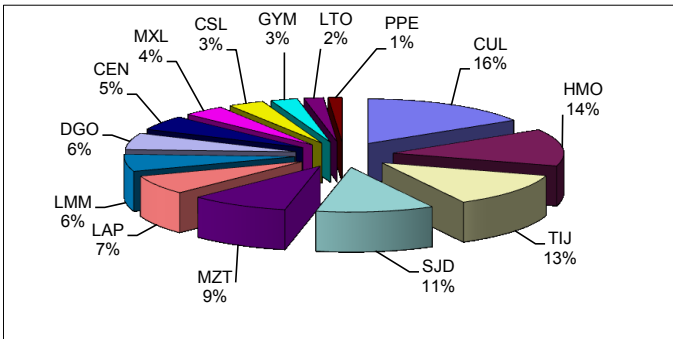
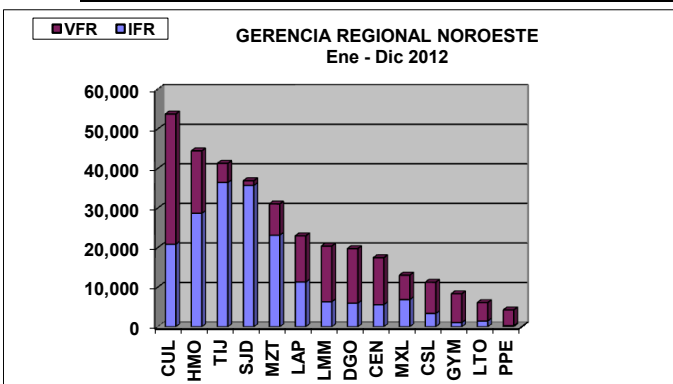
IFR
VFR
SVL

Reglas de Vuelo por Instrumento
Reglas de Vuelo Visual
Sobrevuelos Internacionales Centro de Control Mérida

GERENCIA REGIONAL NOROESTE

Ene -Dic 2012

	ESTACION	IFR	VFR	TOTAL
NOROESTE	CUL CULIACAN	20,868	32,900	53,768
	HMO HERMOSILLO	28,685	15,771	44,456
	TIJ TIJUANA	36,463	4,829	41,292
	SJD SAN JOSE DEL CABO	35,728	1,189	36,917
	MZT MAZATLAN	23,161	7,892	31,053
	LAP LA PAZ	11,307	11,675	22,982
	LMM LOS MOCHIS	6,326	14,067	20,393
	DGO DURANGO	5,980	13,761	19,741
	CEN CD. OBREGON	5,596	11,855	17,451
	MXL MEXICALI	6,866	6,169	13,035
	CSL CABO SAN LUCAS	3,363	7,887	11,250
	GYM GUAYMAS	1,061	7,286	8,347
	LTO LORETO	1,461	4,645	6,106
	PPE PUERTO PENASCO	285	3,967	4,252
			331,043	



Abreviaturas

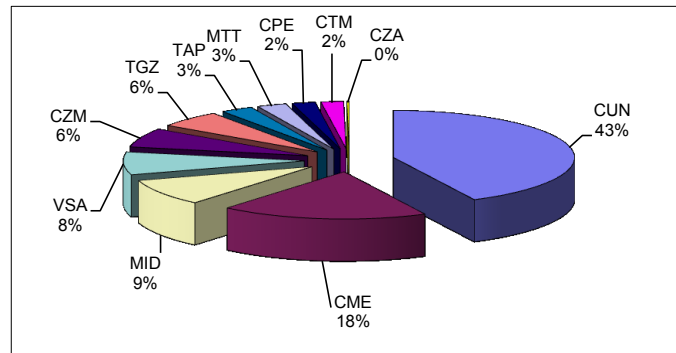
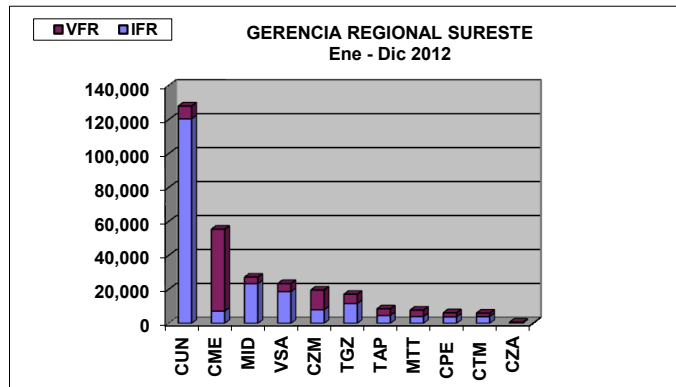
IFR
VFR
SVL

Reglas de Vuelo por Instrumento
Reglas de Vuelo Visual
Sobrevuelos Internacionales Centro de Control Mérida

GERENCIA REGIONAL SURESTE

Ene -Dic 2012

ESTACION		IFR	VFR	TOTAL
SURESTE	CUN CANCUN	120,526	7,506	128,032
	CME CD. DEL CARMEN	7,240	48,239	55,479
	MID MÉRIDA	23,371	3,871	27,242
	VSA VILLAHERMOSA	18,743	4,651	23,394
	CZM COZUMEL	8,013	11,612	19,625
	TGZ TUXTLA GUTIERREZ	11,655	5,467	17,122
	TAP TAPACHULA	4,645	3,923	8,568
	MTT MINATITLAN	4,063	3,741	7,804
	CPE CAMPECHE	3,817	2,407	6,224
	CTM CHETUMAL	3,992	2,021	6,013
	CZA CHICHENITZA	97	555	652
				300,155



Abreviaturas

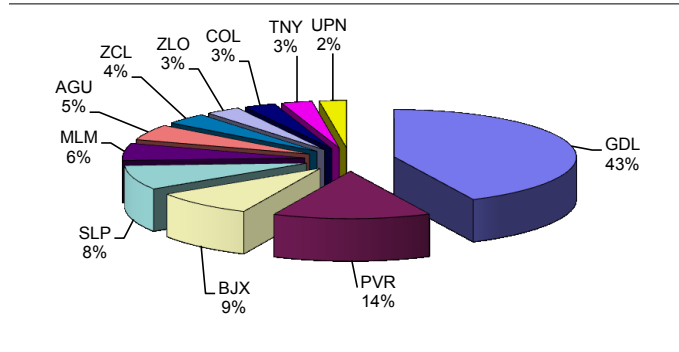
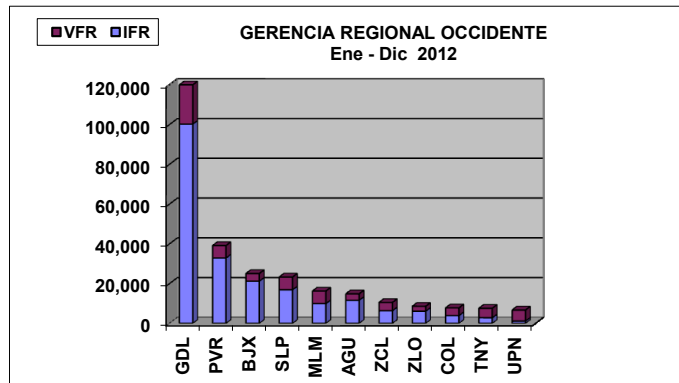
IFR
VFR
SVL

Reglas de Vuelo por Instrumento
Reglas de Vuelo Visual
Sobrevuelos Internacionales Centro de Control Mérida

GERENCIA REGIONAL OCCIDENTE

Ene -Dic 2012

	ESTACION	IFR	VFR	TOTAL	
OCCIDENTE	GDL GUADALAJARA	100,224	19,734	119,958	
	PVR PUERTO VALLARTA	32,894	6,247	39,141	
	BJX BAJIO LEON)	21,236	3,842	25,078	
	SLP SAN LUIS POTOSI	16,913	6,399	23,312	
	MLM MORELIA	9,942	6,309	16,251	
	AGU AGUSCALIENTES	11,632	3,210	14,842	
	ZCL ZACATECAS	6,386	4,132	10,518	
	ZLO MANZANILLO	6,131	2,461	8,592	
	COL COLIMA	3,921	3,877	7,798	
	TNY TEPIC	2,831	4,751	7,582	
	UPN URUAPAN	1,175	5,541	6,716	279,788



Abreviaturas

IFR
VFR
SVL

Reglas de Vuelo por Instrumento
Reglas de Vuelo Visual
Sobrevuelos Internacionales Centro de Control Mérida

**ESTADÍSTICA OPERACIONAL POR ESTACIÓN
(ENERO A DICIEMBRE DE 2012)**

ESTACION		IFR	VFR	TOTAL
ACA	ACAPULCO	18,118	10,160	28,278
ADN	AEROPUERTO DEL N	28,862	24,296	53,158
AGU	AGUSCALIENTES	11,632	3,210	14,842
BJX	BAJIO LEON)	21,236	3,842	25,078
CEN	CD. OBREGON	5,596	11,855	17,451
CJS	CD. JUAREZ	15,345	3,130	18,475
CME	CD. DEL CARMEN	7,240	48,239	55,479
COL	COLIMA	3,921	3,877	7,798
CPE	CAMPECHE	3,817	2,407	6,224
CSL	CABO SAN LUCAS	3,363	7,887	11,250
CTM	CHETUMAL	3,992	2,021	6,013
CUL	CULIACAN	20,868	32,900	53,768
CUN	CANCUN	120,526	7,506	128,032
CUU	CHIHUAHUA	20,682	12,291	32,973
CVA	CUERNAVACA	1,476	16,075	17,551
CVM	CD. VICTORIA	7,738	6,564	14,302
CZA	CHICHENITZA	97	555	652
CZM	COZUMEL	8,013	11,612	19,625
DGO	DURANGO	5,980	13,761	19,741
GDL	GUADALAJARA	100,224	19,734	119,958
GYM	GUAYMAS	1,061	7,286	8,347
HMO	HERMOSILLO	28,685	15,771	44,456
HUX	HUATULCO	5,284	2,213	7,497
LAP	LA PAZ	11,307	11,675	22,982
LMM	LOS MOCHIS	6,326	14,067	20,393
LTO	LORETO	1,461	4,645	6,106
MAM	MATAMOROS	10,879	5,277	16,156
MEX	MÉXICO	371,361	24,708	396,069
MID	MÉRIDA	23,371	3,871	27,242
MLM	MORELIA	9,942	6,309	16,251
MTT	MINATITLAN	4,063	3,741	7,804
MTY	MONTERREY	100,718	4,782	105,500
MXL	MEXICALI	6,866	6,169	13,035
MZT	MAZATLAN	23,161	7,892	31,053
NLD	NUEVO LAREDO	9,433	4,269	13,702
OAX	OAXACA	13,273	6,909	20,182
PAZ	POZA RICA	7,262	9,595	16,857
PBC	PUEBLA	8,190	17,728	25,918
PPE	PUERTO PEÑASCO	285	3,967	4,252
PVR	PUERTO VALLARTA	32,894	6,247	39,141
PXM	PUERTO ESCONDIDO	2,359	4,071	6,430
QET	QUERETARO	16,830	9,183	26,013
REX	REYNOSA	20,010	11,231	31,241
SJD	SAN JOSE DEL CABO	35,728	1,189	36,917
SLP	SAN LUIS POTOSI	16,913	6,399	23,312
TAM	TAMPICO	13,732	10,684	24,416
TAP	TAPACHULA	4,645	3,923	8,568
TGZ	TUXTLA GUTIERREZ	11,655	5,467	17,122
TIJ	TIJUANA	36,463	4,829	41,292
TLC	TOLUCA	65,620	19,017	84,637
TNY	TEPIC	2,831	4,751	7,582
TRC	TORREON	12,225	6,989	19,214
UPN	URUAPAN	1,175	5,541	6,716
VER	VERACRUZ	25,577	17,036	42,613
VSA	VILLAHERMOSA	18,743	4,651	23,394
ZCL	ZACATECAS	6,386	4,132	10,518
ZIH	ZIHUATANEJO	10,873	3,302	14,175
ZLO	MANZANILLO	6,131	2,461	8,592
SVL	MID	61,254	753	62,007
TOTAL		1,453,698	534,652	1,988,350

Abreviaturas

IFR Reglas de Vuelo por Instrumento
VFR Reglas de Vuelo Visual
SVL Sobrevuelos Internacionales Centro de Control Mérida

VFR (Visual Flight Rules o Reglas de Vuelo Visual)
IFR (Instrumental Flight Rules o Reglas de Vuelo Instrumental)